

SIDNEY

A classic vanity mirror in exquisite materials.

DIMENSIONS

- A. 22"W x 38"H
- B. 26"W x 38"H
- C. 30"W x 52"H
- Depth: 1"

REFLECTION AREA

- A. 19"W x 35"H
- B. 22"W x 34"H
- C. 24"W x 48"H

TYPE OF HARDWARE

D Ring

Our mirrors are designed to be hung by a professional, usually by wire. Actual hanging specifics vary on a case by case basis and depend on several variables, including the mirror weight and wall type. Incorrect hanging can result in damage to the mirror or the wall. Made Goods is not responsible for damage due to incorrect hanging of our pieces.

HANGING ORIENTATION

Portrait/Landscape

WEIGHT

- A. 18 lbs
- B. 35 lbs
- C. 58 lbs

MIRROR TYPE


Beveled

**Note: Only Natural Bone comes in normal. All other finishes have beveled mirrors.*


FINISHES & MATERIALS



Beige Crystal Stone



Dark Blue Young Pen Shell



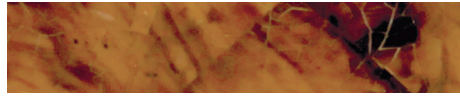
Emerald Shell



Kabibe Shell



Silver MOP Shell



Young Pen Shell



Warm Silver Faux Silk



Nero Marble

